



COMMUNITY BRIDGES
PUENTES DE LA COMUNIDAD

BOARD OF DIRECTORS

Wednesday, June 17, 2015

6:00 PM to 8:00 PM

Elderday: 100 Pioneer Street, Santa Cruz, CA 95060

AGENDA

- 5:30 Dinner
- 6:00 1. Call to Order/Establish Quorum
- 6:00 2. Agenda Review
- 6:02 3. Announcements
- 6:07 4. Program Updates
- 6:17 5. ***CONSENT AGENDA – Action Items**
In approving the consent agenda, the Board is approving recommendations within each committee's minutes listed below.
- 5.1 Draft Minutes of the June 4, 2015 Board Meeting***
- a. Pam/Jack moved to approve the June 4, 2015 Consent Agenda as presented. MSP.
 - b. Jordan/Jack moved to approve Philanthropy Committee's recommendation to return the Philanthropy surplus to the programs in the amount of \$10K. MSP.
 - c. Jordan/Jack moved to approve Philanthropy Committee's recommendation to reinvest \$10K of prior-year funds within the Philanthropy Department for discretionary use as needed, i.e. outreach, public service announcements, brochures, promo materials, etc. MSP.
- 5.2 Draft Minutes of the June 4, 2015 Finance Committee Meeting**
- 5.3 Draft Minutes of the June 4, 2015 Governance Committee Meeting**
- 5.4 Notes of the May 13, 2015 Philanthropy Committee Meeting**
- 6:20 6. Receive comments from members of the public on "Items not on the Agenda"
- 6:25 7. Program Presentation: WIC – Cathy Cavanaugh
- 6:45 8. Finance Committee Update – Barbara Frank
- 6:50 9. Governance Committee Update – Linda Fawcett
- 6:55 10. Philanthropy Committee Update – Jordan Ciliberto
- 7:00 11. Development/Philanthropy Report – Libby Morain
- 7:10 12. CEO Report – Ray Cancino
- 12.1 Overall FY 15/16 Budget
 - 12.2 Strategic Planning Exercise
- 7:40 13. Written Reports
- 13.1 Financial Reports from the June 4, 2015 Finance Committee Meeting
 - 13.2 Community Bridges Program Reports – LMCR; LOCR; NVCR; Philanthropy
- 7:40 14. Newspaper Articles
- 7:40 15. Items for Next Agenda
- 7:45 16. Adjourn Regular Meeting
- 7:45 17. CLOSED SESSION

Next Meeting:

Wednesday, September 16, 2015

6:00 PM to 8:00 PM

Elderday: 100 Pioneer Street, Santa Cruz, CA 95060



COMMUNITY BRIDGES
PUENTES DE LA COMUNIDAD

BOARD OF DIRECTORS
Wednesday, June 17, 2015
6:00 PM to 8:00 PM

Elderday: 100 Pioneer Street, Santa Cruz, CA 95060

CLOSED SESSION AGENDA

- 7:45 1. ***CONSENT AGENDA – Action Items**
1.1 ***Closed Session Notes of the June 4, 2015 Board Meeting****
a. Rebecca/Jordan moved to approve the June 4, 2015 Closed Session Consent Agenda as presented. MSP.
- 7:50 2. **MOW-LOSC**
- 7:55 3. **SEIU FY 15/16**
- 8:00 4. **Adjourn Closed Session**

Next Meeting:

**Wednesday, September 16, 2015
6:00 PM to 8:00 PM**

Elderday: 100 Pioneer Street, Santa Cruz, CA 95060

Retreat:

**Friday, July 10, 2015
9:30 AM to 4:30 PM**

Location TBD



BOARD OF DIRECTORS

Thursday, June 4, 2015

6:00 PM to 8:00 PM

Elderday: 100 Pioneer Street, Santa Cruz, CA 95060

Note: This meeting was rescheduled from Wednesday, May 20, 2015.

DRAFT MINUTES

Members Present: Barbara Frank, Jack Jacobson, Jordan Ciliberto, Jorge Méndez, Linda Fawcett, Martín Bernal, Pam Fields, Rebecca Fowler, Shannon Rose

Excused Absent: Shannon Brady

Staff in Attendance: Cathy Benson, Julie St. Leger-Barter, Katie Small, Kirk Ance, Libby Morain, Lois Sones, Ray Cancino

Minutes: Julie St. Leger-Barter

5:30 Dinner served/Photos taken for website by Development Analyst Katie Small.

6:00 **1. CALLED TO ORDER/QUORUM ESTABLISHED.**

6:01 **2. Agenda Review**

6:02 **3. Announcements**

3.1 Ray – E&D TAC is still recruiting for new Board members.

3.2 Libby – CB fundraiser at Saturn Café on Wednesday, July 8. 10% of your bill goes to CB when you present the flyer.

6:05 **4. Program Updates – None.**

6:05 **5. CONSENT AGENDA**

5.1 Pam/Jack moved to approve the June 4, 2015 Consent Agenda as presented. MSP.

This Consent Agenda included:

5.1 Draft Minutes of the April 15, 2015 Board Meeting

5.2 Draft Minutes of the May 7, 2015 Finance Committee Meeting

5.3 Draft Minutes of the May 7, 2015 Governance Committee Meeting

5.4 Notes of the April 8, 2015 Philanthropy Committee Meeting

5.5 Board Resolution #2015-05-01 NVCR Quasi-Endowment Fund with LPL Financial

5.6 Board Resolution #2015-05-02 CB Brokerage Account with LPL Financial

6:06 **6. Receive comments from members of the public on “Items not on the Agenda” – None.**

6:06 **7. Finance Committee Update/Report – Barbara Frank**

Note: Finance Committee had their June meeting the morning of this Board meeting; documents included in today’s packet are from the May meeting. Program Budget Summary shows a projected year end gain of nearly zero. Ratios are healthy. Gain/loss on April 30, 2015 shows positive position of \$145,000. Unconfirmed remaining liability is about \$21K as of this morning. At the next Board meeting you will see an Investment Returns Comparison with Burroughs and LPL.

6:15 8. Philanthropy Committee Update – Jordan Ciliberto

There were two recommendations made at their May meeting that need a motion of approval by the full Board:

Jordan/Jack moved to approve Philanthropy Committee's recommendation to return the Philanthropy surplus to the programs in the amount of \$10K. MSP.

Jordan/Jack moved to approve Philanthropy Committee's recommendation to reinvest \$10K of prior-year funds within the Philanthropy Department for discretionary use as needed, i.e. outreach, public service announcements, brochures, promo materials, etc. MSP.

Cathy and Libby will work on presenting our final year-end net/ROI.

6:25 9. Development/Philanthropy Report – Libby Morain

The current progress report was distributed. We are \$55K ahead of this point last year. The last mail appeal of the 14/15 FY was sent out yesterday. Lee Slaff resigned as Philanthropy Committee Chair; will need to find a new one as well as more members. New website has launched. Working on branding training, as well as policies in MT CQI (Continuous Quality Improvement) meetings i.e. donor routing policy. Received \$5K grant for CACFP. LOCR Summer Sports League starts June 15. Event at LOCR with the San Jose Earthquakes Monday, June 15 at 5:30pm. Introduced Katie Small, new Development Analyst.

6:40 10. CEO Report – Ray Cancino

10.1 Strategic Planning – Retreat will either be July 10 or August 7. Julie will send out a doodle poll.

10.2 Restraining Order Update – This has been finalized. We have not seen him on the property.

10.3 Fairgrounds Lease – Kept the lease as is, with the addition of a 6-month clause. Owners are considering starting a live farm on the property; we would need to find a new location.

10.4 Group Exercise – Split into 3 groups to discuss the 3 different focus areas:

Focus Area #1: Organizational Unity (Rebecca, Martín, Jorge)

Goal: CB and its programs refocus and renew the CB brand, messaging, and materials that result in increased donations, volunteers and community involved across the organization and its programs.

Top 3 Accomplishments:

- 1) Rebranding Effort
- 2) Increasing donations
- 3) Cultural Shift

What are our priorities now?

Advocacy in the community, out there as a well-known name. Could CB have an annual event? More press coverage, developing relationships with reporters, more articles, community awareness through volunteers, translate volunteers into donors. Keep doing what we're doing.

Focus Area #2: Organizational Internal Health (Linda, Jordan, Pam)

Goal: CB has the technology and operational systems to run efficiently and effectively, while supporting a positive organizational climate.

Top 3 Accomplishments:

- 1) Email shift from GroupWise to Outlook
- 2) Apricot – client data collection software system for FRCs. Helps w/ grant writing
- 3) External + internal websites/web communication – ADP monthly updates, new website, BambooHR → positive organizational climate

What are our priorities now?

All of these are still our priorities. Expand centralized database to track participants.

Focus Area #3: Financial Stability & Sustainability (Barb, Jack, Shannon R.)

Goal: CB has the financial resources to support its operations and its programs and to address emerging needs & opportunities.

Top 3 Accomplishments:

- 1) Exceeded philanthropy goal by diversifying sources. Endowment funds at LPL; focused mailers; rebranding
- 2) Advocacy to increase reimbursement rate for Elderday
- 3) FRC Restructure

What are our priorities now?

CB diversifies fundraising – need to continue

Info systems integration and automation

Establishing protocol w/ benchmarks for preventing & managing risks – need to do more

7:22 13. Written Reports

13.1 Financial Reports from the May 7, 2015 Finance Committee Meeting

13.2 Community Bridges Program Reports – Admin/HR; CACFP; ELD

7:23 14. Newspaper Articles

7:24 15. Items for Next Agenda – None discussed.

7:25 16. Adjourn Regular Meeting

7:25 17. CLOSED SESSION

Next Meeting: Wednesday, June 17, 2015

6:00 PM to 8:00 PM

Elderday: 100 Pioneer Street, Santa Cruz, CA 95060



Finance Committee
Thursday, June 4, 2015
11:30AM – 12:00PM
Community Bridges (CB), Aptos

Draft Minutes

Members Present: Barbara Frank, Jack Jacobson, Linda Fawcett

Excused Absent: Cathy Benson, Jorge Méndez

Staff in Attendance: Julie St. Leger-Barter, Ray Cancino

11:30 Barbara called meeting to order. Quorum established.

11:31 Agenda Review

11:32 CFO Report – Ray Cancino

a) **Program Budget Summary Review** – Highlights included: \$13K budget improvement from last month; MOW personnel/other savings +\$7.5K; CDD delay new hire +\$4.8K (now fully staffed), fees up \$4K; ELD increased donations +\$5.7K (due to reallocation of Philanthropy), May ADA 71.4; Development allocated \$10K donation to programs instead.

b) **Gap Funding Report** – New report was distributed and discussed. Liability is about \$20K (CDD, NVCR, ELD).

c) **Financial Statement & Balance Sheet Review/Cash Assets Report** – Ratios are healthy. Gain/loss on April 30, 2015 shows positive position of \$145,000.

d) **Cash Flow Review and Line of Credit Update** – Everything is looking good. Still closing out MCR Wells Fargo account. Opening a quasi-endowment fund for NVCR and a brokerage account for CB.

e) **Investment and Endowment Performance** – Graphs for May are included. Endowments are steady.

11:55 Comparison of Investments

New reports included. Comparable period 10/31/14-5/31/15: Burroughs 4.01%; LPL 4.54%.

11:59 Items for Next Agenda

FYI Joint Asset Management meeting scheduled for June 19 with Volunteer Center and Burroughs.

12:00 Adjourn

Next Meeting: Thursday, July 2, 2015
11:30AM – 12:00PM



COMMUNITY BRIDGES
PUENTES DE LA COMUNIDAD

Governance Committee

Thursday, June 4, 2015

12:00 – 1:00PM

Community Bridges (CB), Aptos

Draft Minutes

Members Present: Barbara Frank, Jordan Ciliberto, Linda Fawcett, Rebecca Fowler

Staff in Attendance: Julie St. Leger-Barter, Ray Cancino

Board Member Guest: Jack Jacobson

12:00 Meeting called to order/Quorum established.

12:01 Agenda Review – Ray added 5) Watsonville to his CEO Report.

12:02 Consent Agenda – None. May 7, 2015 Governance Committee Meeting Draft Minutes will be approved at tonight's Board of Directors Meeting (rescheduled from May 20, 2015).

12:03 CEO Report – Ray Cancino

1) **LOSC Update – CLOSED SESSION**

2) **Fairgrounds Lease Negotiations** – We are keeping the lease terms as is, but added a 6 month clause to give notice if they decide to start a live farm on the property. We may need to start looking for another location for after this year.

3) **FRC Director Update – CLOSED SESSION**

4) **Board Retreat/Strategic Plan-ASR Facilitator** – Ray on vacation July 1-8. Possible retreat dates: July 10 or August 7. Julie will send out a doodle. We need to ask Karl about having it at the Boardwalk again. ASR gave us a bid of \$13K for the measurable piece/matrix. Shebreh gave us a bid of \$2700 for facilitation only. Ray will talk to Nancy about facilitating possibly with Shebreh. The committee can meet before the June 17 BOD meeting to see scope of work and outputs before making final decision. Board will work on big agency picture; MT will work on program specific outcomes that correlate to Board big picture.

5) **Watsonville** – We were able to overturn the proposed budget cuts.

1:20 Board Chair Report – Linda Fawcett

1) **Agenda for June 17, 2015 Board of Directors Meeting** – Linda and Ray will discuss the agenda together after tonight's Board Meeting.

1:20 Adjourn

Next Meeting: Thursday, July 2, 2015

12:00 – 1:00PM



COMMUNITY BRIDGES
PUENTES DE LA COMUNIDAD

Philanthropy and Marketing Committee

Wednesday, May 13, 2015 — 12 noon–1 P.M. LOFRC

Attending: Cheryl Bentley, Jordan Ciliberto, Lee Slaff.

Staff: Anna Vaage, Katie Small, Libby Morain

Katie Small, Development Analyst, was introduced.

1. 2014-15 Philanthropy Plan Progress Report

Review of a Progress Report showing 105% of our agency goal met at 81% of the year. We have received \$20k to date from the Meals on Wheels coop services we purchased. The agency received a gift of \$17,500 from an existing which he split among programs. Annual report receipts are down 50% from last year. We did not include a cover letter ask, but we have also sent out more mailers. Committee members recommended no more than three total asks per year to each constituent. Ray will draft a policy on unrestricted allocations among programs at CEO's discretion. Committee members supported this.

2. \$10k carryover from 2014/15

The Board approved \$10k carry forward from FY 13/14 to support the brand makeover. Fundraising results exceeded expectations so staff presented a proposal to forward this amount to 15/16, with about half going to advertising and half to personnel and printing. Television ads are optimal, and our radio PSAs can be re-broadcast for a savings. We will evaluate their effectiveness by collecting How Did You Hear About Us information. There was discussion about allocations to and from programs, and balancing both strategies. Committee members supported agency marketing and fundraising at CEOs discretion. **Jordan/Lee moved to approve the \$10k carry-forward proposal. Quorum approved.**

3. 2015-16 Philanthropy Plan Approval

Lee/Cheryl moved to approve the 15/16 Philanthropy Plan as presented. Approved.

We will keep the Live Oak Mother's Day event with Kate Hinnenkamp's leadership as LORC Program Manager. Founding 100 campaign will be ongoing until we have met our goal.

4. Donor Appreciation Event

We will postpone the next donor reception until 15/16 as Linda Fawcett is out of town. Lee Slaff resigned from the committee after ten years of service. She will attend the July committee meeting. Cheryl will be out of town for the June, July and August meetings.

Next Philanthropy Committee Meeting:

June 10, 2015 at Noon

at Live Oak Family Resource Center

COMMUNITY BRIDGES Program Budget Summary April 30, 2015										
Projections for Year Ended 6-30-15										
A	B	C	D	E	F	G	H	I	J	K
PROGRAM NAME:	6/30/14 Audited Balance	Annual Projected Expenses	Secured Projected Revenues	Unsecured Projected Revenues	(D+E-C) Net 2014-2015 Gain/Loss	(B+F) Cumulative Gain/Loss	10% Reserve Goal **	Change from Prior Mo	% Change	14.5% Gen'l & Adm Exp
Meals on Wheels	420,191	1,541,429	1,515,361	36,263	10,195	430,386	154,143	7,522	0.5%	219,487
Lift Line	(151,567)	1,443,846	1,428,664	911	(14,271)	(165,838)	108,823	3,748	0.3%	128,802
WIC (Oct-Sept FFY)	125,885	2,412,947	2,416,291	40	3,384	129,269	241,295	5,639	0.2%	241,413
Child Care Centers	(56,930)	1,718,532	1,700,441	42,047	23,955	(32,975)	171,853	10,302	0.6%	249,204
La Manzana Commty Res	97,976	684,878	677,074	7,472	(332)	97,644	64,347	(2,427)	-0.4%	93,057
Live Oak Commty Res	62,459	279,712	311,114	1,889	33,291	95,750	27,971	(2,665)	-1.0%	40,295
CACFP (Oct-Sept FFY)	15,614	3,872,284	3,862,718	0	(9,566)	6,048	38,958	(3,148)	-0.1%	1,608
Mountain Commty Res	225,181	381,536	381,115	12,955	12,534	237,715	38,154	(646)	-0.2%	54,432
Nueva Vista Commty Res	57,748	408,731	378,270	12,129	(18,332)	39,416	40,450	2,908	0.7%	56,849
Elderday	(29,672)	1,679,352	1,578,604	39,522	(61,226)	(90,898)	167,935	4,526	0.3%	243,440
Administration	87,548	1,361,423	1,369,106	0	7,683	95,231	67,921	(1,572)	-0.1%	3,437
Philanthropy	46,000	86,392	80,047	6,796	451	46,451	8,639	(11,113)	-12.9%	12,527
TOTAL PROG OPERATIONS	900,433	15,871,062	15,698,804	160,023	(12,234)	888,198	1,130,489	13,074	0.1%	1,344,551
LOFRC-Capital Campaign	420,547	22,655	17,847	17,241	12,433	432,980	NA	(802)	-3.5%	724
Nueva Vista Prop. Equity	200,694	0	0	0	-	200,694	NA	-	0.0%	0
Fixed Assets & Gen'l Agy	532,560	2,240	1,571	0	(669)	531,892	NA	-	0.0%	0
TOTAL AGENCY	2,054,234	15,895,957	15,718,222	177,264	(470)	2,053,764	1,130,489	12,272	0.1%	1,345,275

Note: MOW : \$266,375 of MOW Endowment revenue included in Fixed Asset & General Agency 6/30/14 Fund Balance.

Note: Familia Property Value of \$200,694 moved to Equity from Income.

** Fixed Asset purchases and Pass-Thru expenses exempt; Admin Program restricted to 5% gain due to restricted nature of its funding

COMMUNITY BRIDGES
Program Budget Summary
April 30, 2015

PROGRAM NAME:

Meals on Wheels	Leave position vacant saves \$3.5K, Other exps down \$2.5K
Lift Line	New ISSP \$6.2K and TDA +\$6.5K, addl personnel <\$12.7K>
WIC	PVUSD Contract +\$7.7K
Child Care Centers	Delay HP new hire saves \$4.8K, Increase in Parent Fees \$4K
La Manzana CR	Staffing fluctuations +\$3K
Live Oak CR	Donations up \$2.5K, MAA \$9K deferred to 15/16
CACFP	EE no longer waiving Health <\$2.5K>
Mountain Commty Res	Minimal net change, Donations <\$4.9K>, Supplies/Maint/GA <\$4.5K>
Nueva Vista CR	Donations up \$5.5K
Elderday	Donations up \$5.7K
Administration	Minimal net change, Donations <\$4.9K>, Supplies/Maint/GA <\$4.5K>
Philanthropy	\$10K Donation allocated to programs
 LOCR-Cap Campaign	 No more pledge pmts for 14/15, stock/dividend returns
Nueva Vista Property	Gain in equity since acquisition
FAs & Agy Unrestr.	Fiscal Sponsorships, Unallowable exps, Fixed Asset values

UNCONFIRMED GRANT/FOUNDATION FUNDING IN PROGRAM BUDGETS - 14/15

BUDGET ANALYSIS MONTH: APRIL 2015

PROGRAM	SOURCE	UNCONFIRMED AMOUNT	KNOW-BY DATE	COMMENTS	FINAL STATUS	REMAINING LIABILITY
Lift Line	FTA Section 5310	\$50,000	6/30/15?	Jan-June 2015, Addl Year, Verbal OK		\$0
CDD	First Five-IGDIS	\$15,000	6/30/15?	Confirmed	\$12,500	\$0
CDD	Overearned Parent Fees	\$10,209	6/30/15	283 kid days over curr enrollment		\$10,209
CDD	Parent Fees-Highland Park	\$1,482	5/15/15	Increase in attendance June (2)		\$1,482
MOW	Direct Mail Campaign	\$23,000	5/31/15?	Mid-April Mailing, \$32,371 Rec'd YTD 5/29	\$32,371	\$0
Nueva Vista	Excess Vacation Usage	\$5,409	7/9/15	Planned vacation time-savings to GL		\$5,409
Elderday	Medi-Cal ADA	\$3,814	Monthly	Value of 2.0 ADA June (May 71.4 as of 5/22)		\$3,814
		\$108,914				\$20,914

<p style="text-align: center;">Community Bridges Agency-Wide Revenue and Expenses April 30, 2015</p>
--

[illegible]

Community Bridges Statement of Financial Position April 30, 2015					
ASSETS	Unrestricted	Temporarily Restricted Capital Campaign	Temporarily Restricted Escrow	Restricted Net Assets	TOTAL
Cash and cash equivalents	244,579	-	163,500	-	408,079
Cash reserved for CTSA van acquisitions	163	-	-	-	163
Cash reserved for LOFRC Facility Maint	-	434,631	-	-	434,631
Accounts/Grants receivable	1,466,547	-	-	-	1,466,547
Prepaid expenses	205,737	-	-	-	205,737
Inventory - Raw Food & Supplies	12,575	-	-	-	12,575
Refundable Deposits	40,696	-	-	-	40,696
Property and equipment	801,230	-	-	-	801,230
Leasehold improvements	10,768	-	-	-	10,768
TOTAL ASSETS	2,782,293	434,631	163,500	-	3,380,424
LIABILITIES					
Accounts payable	138,685	-	-	-	138,685
Salaries and wages payable	227,887	-	-	-	227,887
Payroll taxes payable	72,079	-	-	-	72,079
Retirement (401k) benefits payable	9,019	-	-	-	9,019
Accrued vacation salaries and wages	332,050	-	-	-	332,050
Health insurance payable/withheld	8,032	-	-	-	8,032
Short term debt (includes LOC)	-	-	-	-	-
Long term debt	-	-	-	-	-
Volunteer Center liability	-	2,918	-	-	2,918
Capitalized leases payable	70,773	-	-	-	70,773
Due to fixed asset fund	-	-	-	-	-
Unearned revenue/advances	282,674	-	-	-	282,674
Other debts	890	-	-	-	890
Other liabilities	35,944	-	-	-	35,944
TOTAL LIABILITIES	1,178,033	2,918	-	-	1,180,952
Audited Fund Balance June 30, 2014	1,486,999	418,735	148,500	-	2,054,234
Current Year Income (Loss)	117,261	12,977	15,000	-	145,238
TOTAL FUND BALANCE	1,604,260	431,712	163,500	-	2,199,473

	Current Month	Last Month	Goals
Cumulative Net Gain (Loss):	145,238	39,326	\$150,000
Current Ratio (Current Assets/Current Liabilities):	3.1	3.0	1.6
Modified Current Ratio (Liabilities include advances):	2.3	1.9	1.2
Net Asset Ratio (Total Assets/Total Liabilities):	2.9	2.3	1.5
Debt to Equity (Total Liabilities/Total Fund Bal):	0.54	0.76	1.85
Debt to Assets (Total Liabilities/Total Assets):	35%	43%	65%
Return on Reserves:	6.6%	1.9%	6.8%
Current Assets:	2,568,427	2,882,287	2,400,000
Current Liabilities:	824,586	970,413	1,510,000
Modified Curr. Liab:	1,107,260	1,526,571	1,960,000

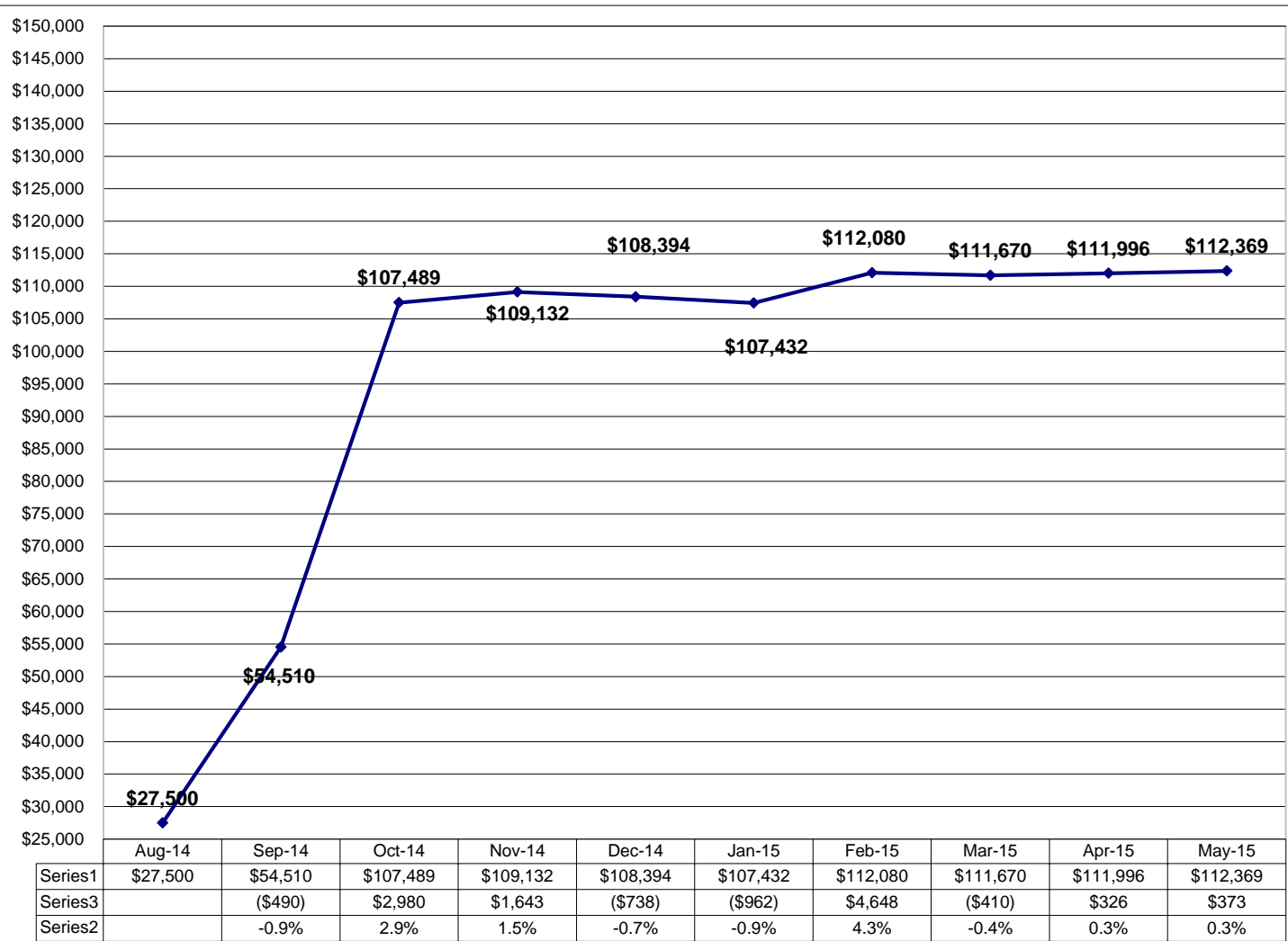
COMMUNITY BRIDGES
CASH ASSETS LIST FY 14/15
Period ending 4/30/15

Cash Accounts AGENCY	4/30/15 GL Amt	Outstanding Checks	Adjust- ments	Bank Balance	Comments
Petty Cash	600			600	
Lighthouse Bank General	41,048	215,818	(27,050)	229,816	NV Funds Held for Endow
Lighthouse Bank - Payroll	(8,745)	23,942		15,197	
Lighthouse Bank - CACFP Homes	(31,234)	50,487		19,253	
Lighthouse Bank - WIC Savings	687			687	
Lighthouse Bank-FSA	3,110			3,110	
Lighthouse Bank-Familia CD	(42)		42	0	
Bay Fed-MOW Coin Drive	24,063			24,063	
SC County Bank MOW Reserve	75,564			75,564	
SC County Bank MOW Meals	3,142			3,142	
Liberty Bank	12,308			12,308	
Wells Fargo Bank	11,658			11,658	
LPL Financial-Genl (Quasi)	29,181			29,181	
LPL Financial-Restricted (Full)	29,392			29,392	
LPL Financial-MOW (Quasi)	53,848			53,848	
LPL Financial-NV (Quasi)	-		30,250	30,250	For New Endow
LPL Financial-Brokerage	-			-	
MCR Escrow Account	163,500			163,500	
SUB-TOTAL AGENCY	408,079	290,247	3,242	701,568	
Cash Accounts OPENING DOORS					
SC County Bank Capital Campaign	4,050		(3,200)	850	
Burroughs Financial-Capital Campaign	430,581			430,581	
SUB-TOTAL OPENING DOORS	434,631	-	(3,200)	431,431	
TOTAL CASH ASSETS	842,710	290,247	42	1,132,999	

ENDOWMENT INVESTMENTS - LPL FINANCIALS

YTD MAY 29, 2015

Date	Balance	\$ chg.	% chg.
Aug-14	\$27,500		
Sep-14	\$54,510	(\$490)	-0.9%
Oct-14	\$107,489	\$2,980	2.9%
Nov-14	\$109,132	\$1,643	1.5%
Dec-14	\$108,394	(\$738)	-0.7%
Jan-15	\$107,432	(\$962)	-0.9%
Feb-15	\$112,080	\$4,648	4.3%
Mar-15	\$111,670	(\$410)	-0.4%
Apr-15	\$111,996	\$326	0.3%
May-15	\$112,369	\$373	0.3%

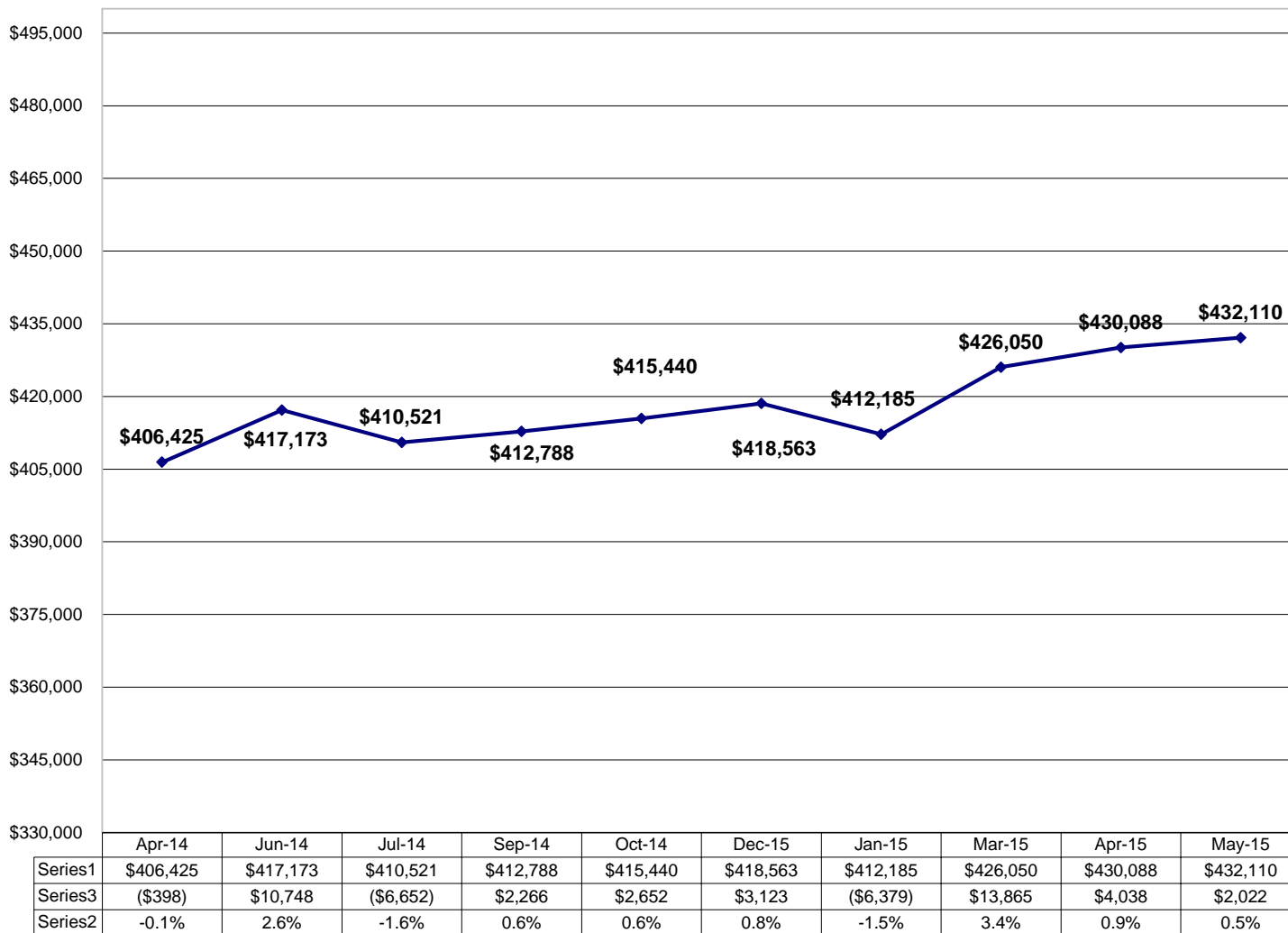


Gain Since Inception	\$7,369	7.4%
Principal Invested	\$ 105,000	

Note: 8/15/14 Genl opened \$27,500 Note: 9/22/14 Restricted opened \$27,500 Note: 10/7/14 MOW opened \$50,000
Note: April amount amended to actual on 4/30/15

OPENING DOORS - CAPITAL CAMPAIGN INVESTMENTS

Date	Balance	\$ chg.	% chg.
Aug-10	\$240,000		
Aug-11	\$312,796	\$72,796	30.3%
Sep-12	\$337,394	\$24,599	7.9%
Oct-12	\$334,817	(\$2,577)	-0.8%
Dec-12	\$342,458	\$7,641	2.3%
Jan-13	\$353,117	\$10,660	3.1%
Mar-13	\$369,766	\$16,649	4.7%
Apr-13	\$374,436	\$4,670	1.3%
Jun-13	\$371,997	(\$2,439)	-0.7%
Jul-13	\$384,193	\$12,195	3.3%
Sep-13	\$388,005	\$3,812	1.0%
Oct-13	\$398,901	\$10,896	2.8%
Dec-13	\$413,704	\$14,803	3.7%
Jan-14	\$404,164	(\$9,540)	-2.3%
Feb-14	\$406,920	\$2,756	0.7%
Mar-14	\$406,823	(\$97)	0.0%
Apr-14	\$406,425	(\$398)	-0.1%
Jun-14	\$417,173	\$10,748	2.6%
Jul-14	\$410,521	(\$6,652)	-1.6%
Sep-14	\$412,788	\$2,266	0.6%
Oct-14	\$415,440	\$2,652	0.6%
Dec-15	\$418,563	\$3,123	0.8%
Jan-15	\$412,185	(\$6,379)	-1.5%
Mar-15	\$426,050	\$13,865	3.4%
Apr-15	\$430,088	\$4,038	0.9%
May-15	\$432,110	\$2,022	0.5%



Gain Since Inception **\$119,637** **38.3%**

Principal Invested **\$312,473**

Note: 11/10 New Funds Deposit \$39,879
Note: 2/14 Funds Withdrawn <\$10,000>

Note: 8/11 New Funds Deposit \$35,000

Note: 2/13 New Funds Deposit \$7,594

Investment Returns Comparison

Comparable Periods:				
	10/31/14	5/31/15	Chg	%
Burroughs Financial	415,440	432,110	16,670	4.01%
LPL Financial	107,489	112,369	4,880	4.54%

Full Year:				
	3/31/14	3/31/15	Chg	%
Burroughs Financial	406,823	426,050	19,227	4.73%
LPL Financial	N/A	N/A	N/A	N/A

COMMUNITY BRIDGES' INVESTMENT HOLDINGS - MAY 2015

Burroughs Investments: Here are the funds and you can see all their holdings.

Pro's - Higher returns are possible; Con's - increased risk

- 1 [CFICX- Calvert Income Fund Class A](http://www.calvert.com/strategies/strategies-by-product/mutual-funds/calvert-equity-income-fund-a) <http://www.calvert.com/strategies/strategies-by-product/mutual-funds/calvert-equity-income-fund-a>
- 2 [CSDAX- Calvert Short Duration Income](http://www.calvert.com/strategies/strategies-by-product/mutual-funds/calvert-short-duration-income-fund-a) <http://www.calvert.com/strategies/strategies-by-product/mutual-funds/calvert-short-duration-income-fund-a>
- 3 [CSIEX- Calvert Equity Portfolio Fund](http://www.calvert.com/strategies/strategies-by-product/mutual-funds/calvert-equity-portfolio-a) <http://www.calvert.com/strategies/strategies-by-product/mutual-funds/calvert-equity-portfolio-a>
- 4 [CLVAX- Calvert Large Cap Value Fund Class A](http://www.calvert.com/strategies/strategies-by-product/mutual-funds/calvert-large-cap-value-fund-a) <http://www.calvert.com/strategies/strategies-by-product/mutual-funds/calvert-large-cap-value-fund-a>
- 5 [CWVGX- Calvert International](http://www.calvert.com/strategies/strategies-by-product/mutual-funds/calvert-international-equity-fund-a) <http://www.calvert.com/strategies/strategies-by-product/mutual-funds/calvert-international-equity-fund-a>
- 6 [CCAFX- Calvert Capital Accumulation Class A](http://www.calvert.com/strategies/strategies-by-product/mutual-funds/calvert-capital-accumulation-fund-a) <http://www.calvert.com/strategies/strategies-by-product/mutual-funds/calvert-capital-accumulation-fund-a>
- 7 [CIOAX- Calvert International Opportunity Fund](http://www.calvert.com/strategies/strategies-by-product/mutual-funds/calvert-international-opportunities-fund-a) <http://www.calvert.com/strategies/strategies-by-product/mutual-funds/calvert-international-opportunities-fund-a>

LPL Financials:

Pro's - These are fund to fund, so holdings in other Calvert products reduces the risk; Cons - increased costs can draw down returns

- 1 [CMAAX- Calvert Moderate Allocation Fund Cl A](http://www.calvert.com/strategies/strategies-by-product/mutual-funds/calvert-moderate-allocation-fund-a) <http://www.calvert.com/strategies/strategies-by-product/mutual-funds/calvert-moderate-allocation-fund-a>

Calvert Bond Portfolio	25.45%
Calvert Large Cap Core Portfolio	19.37%
Calvert Equity Portfolio	16.81%
Calvert Small Cap Fund	10.47%
Calvert International Equity Fund	9.04%
Calvert Capital Accumulation Fund	5.49%
Calvert International Opportunities Fund	5.32%
Calvert Emerging Markets Equity Fund	3.80%
Calvert Social Index Fund	2.81%
- 2 [Calvert Conservative Allocation Fd Cl A](http://www.calvert.com/strategies/strategies-by-product/mutual-funds/calvert-conservative-allocation-fund-a) <http://www.calvert.com/strategies/strategies-by-product/mutual-funds/calvert-conservative-allocation-fund-a>

Calvert Bond Portfolio	54.61%
Calvert Large Cap Core Portfolio	10.46%
Calvert Equity Portfolio	8.05%
Calvert Small Cap Fund	6.67%
Calvert International Equity Fund	4.39%
Calvert Capital Accumulation Fund	4.19%
Calvert Social Index Fund	3.46%
Calvert International Opportunities Fund	2.39%
Calvert Emerging Markets Equity Fund	1.93%

PROGRAM REPORT to BOARD of DIRECTORS

Program Name: La Manzana Community Resources

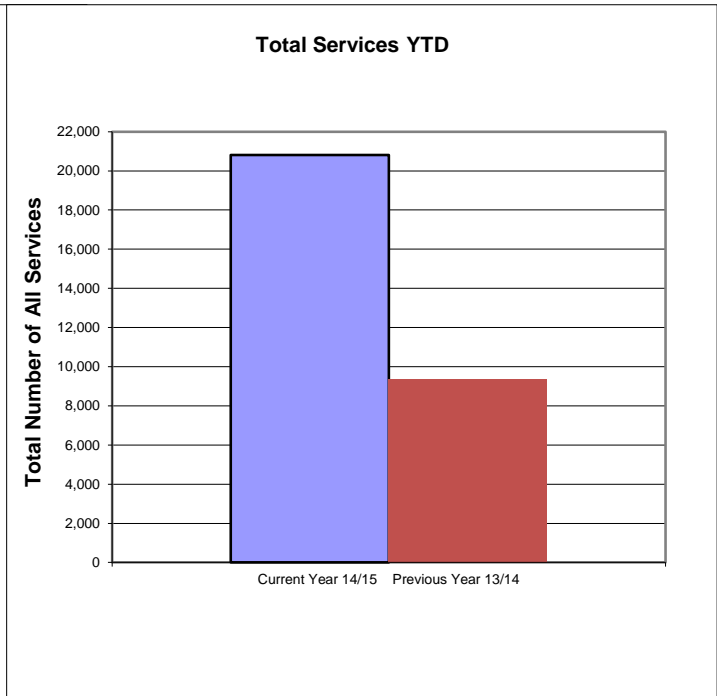
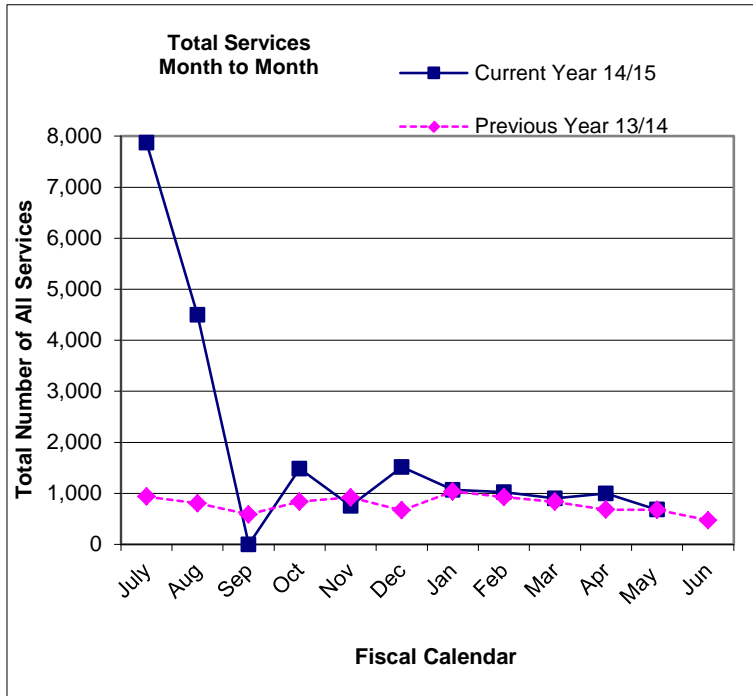
Date of Board Meeting: June 17, 2015



Services: Family Advocacy, Drop-in, Parent Education, Food Distribution, Literacy Classes

Total number of all services	Fiscal Calendar	July	Aug	Sep	Oct	Nov	Dec	Jan	Feb	Mar	Apr	May	Jun	YTD
Current Year 14/15		7,875	4500	*	1,486	754	1,518	1,069	1021	903	997	681		20,804
Previous Year 13/14		936	805	587	839	922	667	1,035	927	835	680	678	473	9,384

* includes Summer Lunch numbers



September data is captured in October.

B. 2014-2015 Volunteers Report:

Fiscal Calendar (14-15)	July	Aug	Sep	Oct	Nov	Dec	Jan	Feb	Mar	Apr	May	Jun	YTD
Number of Duplicated Volunteers	17	19	77	79	175	175	175	175	52	54	34		1,032
Number of Unduplicated Volunteers	7	9	10	13	11	11	11	8	12	12	7		111
Number of Volunteered Hours	26	53	224	248	203	147	26	108	191	199	75		1,500

C. Accomplishments:

Summer lunch has started, and LMCR is well-placed for another successful summer. We will be audited this year, and the PM has already been planning and making sure that will go off without a hitch.

LMCR had anticipated a 10% cut to our Triple P funding, which did not happen. We received flat funding, and will be able to keep all staff at their current hours

D. Challenges:

Current challenges include reduction in hours for two staff and planning for a smooth transition for Yolanda coming in as the new PD.

PROGRAM REPORT to BOARD of DIRECTORS

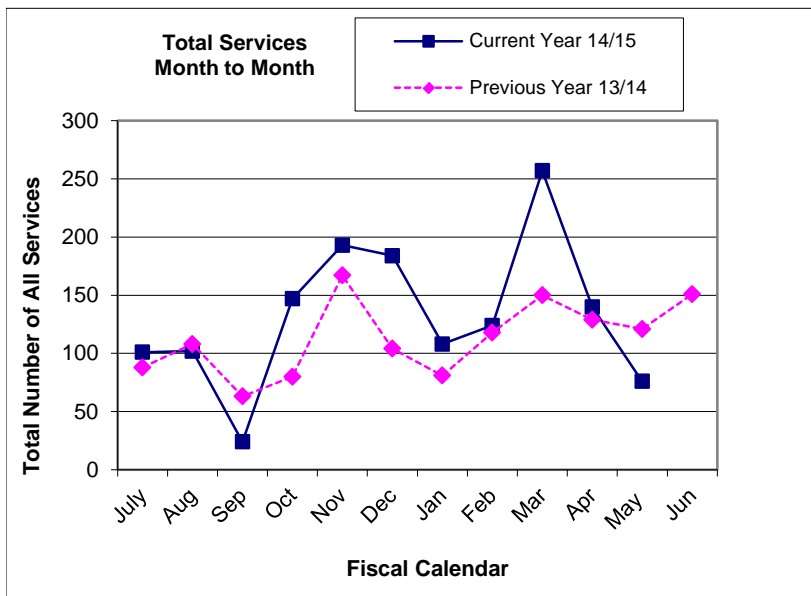
Program Name: Live Oak Community Resources

Date of Board Meeting: June 17, 2015



A. Services:

Total number of all services	Fiscal Calendar	July	Aug	Sep	Oct	Nov	Dec	Jan	Feb	Mar	Apr	May	Jun	YTD
Current Year 14/15		101	102	24	147	193	184	108	124	257	140	76		1,456
Previous Year 13/14		88	108	63	80	167	104	81	118	150	129	121	151	1,360



C.Accomplishments:

* Live Oak Leagues summer sports program kicks off with an event featuring the San Jose Earthquakes at Shoreline Middle School on Monday, June 15 from 5:30 to 7:30. In attendance will be Sheriff Jim Hart, County Supervisor John Leopold, Live Oak Superintendent Tamra Taylor, and Soquel Superintendent Henry Castaniada. CB Board members are encouraged to attend.

* An AmeriCorps Volunteer has been assigned to LOCR. Beginning this fall, Juan Flores will be recruiting students from Harbor, Soquel, and Cypress high schools, training them as tutors, and supervising them in the provision of free after-school tutoring to Live Oak youth. This will expand on our previously existing volunteer-run tutoring program. Community partners at Live Oak School District and the Boys and Girls Club are celebrating this new resource to improve students' academic outcomes.

D.Challenges:

* Uncertainty due to management restructuring has the team a bit unsettled. We are very pleased that Yolanda Henry has come on as Division Director, and look forward to building even closer cooperation across the FRC team.

* A gap in service data appears in our September report due to the transition to our new Apricot database. As the data shows, we have begun successfully capturing program data, which shows increases over last year. May data entry is still incomplete as of this reporting date.

Nueva Vista
****Program Director's Report**
May 6, 2015

1) **FRC**-Four candidates were interviewed. Yolanda Henry was interviewed May 18, 2015 and called back for a second interview on June 1, 2015. As noted before, there will be one Division Director and Program managers at each site. A final decision will be announced on Friday June 5, 2015.

6. **Youth**----Summer recreation will be underway on June 15.

1. Ended the school year with a volunteer appreciation and the kids thanked each volunteer and made cards for them.
2. The kids will participate with the Ebb and Flow parade June 6, 2015 from 11-5 at the Tannery.
3. Summer lunch will also begin on June 15, 2015. It will be a challenge for staff in June. We plan to increase the Nutrition Educators hours to 30 in July and that should alleviate the situation.
4. It has yet to be determine who will cover Beach Flats Park.

2) **Grants:**

a. Packard- Edgar will complete the reporting for the project. Yolanda will also contact the program officer about an OE.

b. Covered California-Have applied in collaboration with SPLG for a grant and we feel optimistic with such as strong partner taking the lead.

c. County-SNAP Ed grant – will be renewed but for 7% less than this year. Edgar will take over this grant for the last quarter of this FFY (July-Sept).

d. CDBG— Yolanda will notify Carol Berg of the selection of new Division Director

e. Dignity FYI PAMF nurse has been reassigned and we are awaiting a replacement. I don't expect that this delay will affect our outcomes or contract with Dignity.

f. FEMA-we will reapply for a grant for the pantry. It has helped to augment our nutrition program

g. Pantry---Staff agreed that it is important to maintain the program and SHFB has agreed to bag the veggies for both distributions.

h. SNAP-Ed—Contract obligations are being met despite its challenges with staff however

5. . ****This report is submitted by the Program Director, Yolanda Henry to the Community Based Development Organization (CBDO) Board. The meetings are held on an as needed basis.**

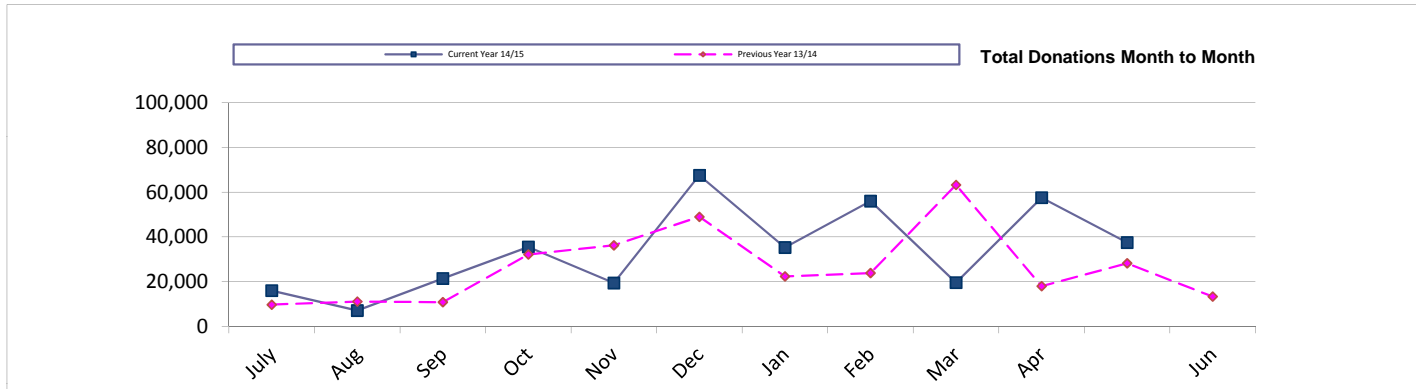
Philanthropy Progress Report

Donations through May 2015

As of June 12, 2015

A. Donations (Includes all gift amounts. Excludes unreceived pledges)

Total number of all services	Fiscal Calendar	July	Aug	Sep	Oct	Nov	Dec	Jan	Feb	Mar	Apr	May	Jun	YTD*
	Current Year 14/15	15,935	7,049	21,375	35,477	19,365	67,509	35,222	56,015	19,519	57,528	37,449		372,444
	Previous Year 13/14	9,652	11,033	10,784	32,114	36,209	48,961	22,317	23,811	63,250	17,948	28,184	13,289	317,552



* Notes on donation figures above:

Same time last year, we were at 304,263

B. Grants:

We've received the following grants so far this fiscal year (* is included in the philanthropy numbers):

- \$ 90,000 from The David & Lucille Packard Foundation for Nueva Vista
- \$ 10,000 from East Bay Community Foundation for LMCR*
- \$ 7,000 from The Berry Family Foundation for MOW*
- \$ 5,000 from Newman Own Foundation for MOW*
- \$ 5,000 from NBR Foundation for CACFP*
- \$ 3,000 from The Tim and Sarah Jur Foundation*
- \$ 2,500 from System Studies for Nueva Vista*
- \$ 2,500 from System Studies for Elderday*
- \$ 2,500 from New Leaf Community Markets for MOW*
- \$ 2,000 from Stocker Family Fund for Nueva Vista*
- \$ 1,790 from Reiters Brothers Foundation Fund
- \$ 1,500 from the Downing Family Fund for LOFRC*
- \$ 1,000 from Valley Women's Club for Child Development Division*
- \$ 1,000 from Wells Fargo Foundation for Community Bridges*
- \$ 1,000 from The Applewood Fund for Nueva Vista*
- \$ 1,000 from The Grey Family Foundation for MOW*
- \$ 1,000 from The Griffaw Fund for MCR*
- \$ 500 from Sorenson's Resort for Community Bridges*
- \$ 500 from Green Mountain Foundation for MOW*
- \$ 250 from Lynne and Dan Alper Fund for MCR*

\$ 139,040

D. Challenges:

Philanthropy Goals
2014 – 2015
Progress Report
June 15, 2015

94% of the year

	14/15 Goal	YTD ADJ	Difference \$	Goal met %
CB	\$45,000	\$60,469	\$15,469	134%
CACFP	\$2,500	\$4,094	\$1,594	164%
CDD	\$6,000	\$4,653	-\$1,347	78%
Elderday	\$6,500	\$18,453	\$11,953	284%
LMCR	\$7,300	\$13,689	\$6,389	188%
LL	\$12,000	\$15,626	\$3,626	130%
LORC	\$21,000	\$27,828	\$6,828	133%
MCR	\$76,613	\$81,859	\$5,246	107%
MOW	\$95,000	\$123,525	\$28,525	130%
NVRC	\$40,000	\$22,045	-\$17,955	55%
WIC	\$5,240	\$205	-\$5,036	4%
TOTAL	\$317,153	\$372,445	\$55,292	117%

\$ from CB-wide mailers	
Elderday	4,500.00
LMCR	1,500.00
LL	600.00
LORC	3,000.00
TOTAL	9,600.00

Sum of Amount											
Row Labels	7	8	9	10	11	12	1	2	3	4	5 Grand Total
Annual Report 2013	10,300.00			50.00							10,350.00
Annual Report 2014									10,610.00	1,350.00	11,960.00
Bequest						9,911.00					9,911.00
Board donation to CB	25.00	25.00	25.00	2,025.00		25.00	25.00	3,250.00	25.00	1,435.00	75.00 6,935.00
CACFP Flowergram for 2015						38.40		663.20			701.60
Calendar Appeal 2015					3,255.00	20,059.00	2,718.00		663.66	80.00	26,775.66
Calendar Sponsor 2015		1,500.00	3,000.00	1,500.00	600.00						6,600.00
Car Donation			56.70				179.20	196.70			432.60
CB Senior mailer sent Fall 2014			2,590.00	1,330.00	540.00	4,170.00	50.00		130.00		8,820.00
Chaminade Event 2014	300.00									10.00	300.00
Donates Monthly		15.00				50.00	75.00	85.00	200.00	245.00	535.00 1,205.00
Donor Advised Grant	1,000.00		1,000.00	1,000.00	1,750.00	3,750.00					10,250.00 18,750.00
ELD Music Memory									1,000.00		1,000.00 2,000.00
Endowment							1,169.00				2,000.00 3,169.00
FC Spring Appeal 14	75.00	75.00									150.00
FOMOW renewal mailing 2013	10.00	10.00	10.00	10.00							40.00
For MOW mailer sent in September			295.00	25.00	600.00	50.00					970.00
Friends of MOW membership and Donations	100.00	50.00	48.78	150.00	50.00	50.00	25.00	25.00	35.00	55.00	85.00 673.78
Fund raising events for CDD	737.20				88.29						825.49
Gifts Made in Honor											30.00
Giving Tuesday 2014						6,282.00					6,282.00
In-kind Gift									25.00		50.00 75.00
La Manzana school supplies drive		200.00									200.00
Last chance to donate to MPF 2015								9,626.00	180.00	17,500.00	27,306.00
Lift Line participant survey 2015											220.00
Live Oak Leagues											1,000.00 2,200.00
Live Oak Summer Newsletter 14	130.00	672.00	233.00		35.00						1,070.00
Living Trust			548.00								548.00
LL Out of County									10.00		10.00
LMCR Holiday Sponsor 2014						250.00					250.00
LO Mothers Day 2015										60.00	28.00 88.00
LO Phone-a-thon 2014		750.00			50.00						800.00
LO Winter News 2014						538.40	124.00				662.40
LO Yard Sale									125.00		125.00
Makers Market Winter Auction 2014						391.00	200.00				591.00
MCR Mountain Affair 2014			4,460.00	23,059.00	40.00	10.00	130.00				27,699.00
MCR Phone-a-thon 2014	410.00	390.00	380.00	330.00	255.00	265.00	255.00				2,285.00
MCR program donation box											33.00
MCRs Phone A Thon 2015								12,253.00	8,310.00	1,760.00	560.00 22,883.00
Meal						237.50	110.00	545.50	52.50		945.50
MOW Coin Drive 2015								100.29			32.80 133.09
MOW Food from the Heart Event 2015			1,000.00			250.00	6,945.85	15,990.60	2,540.00		26,726.45
MOW Mailer 2015										20,798.00	13,611.50 34,409.50
MOW meal suggested contribution donation								15.00	162.50		50.00 227.50
MOW Meal suggested donations 2014	608.00	240.00	446.50	550.00	435.50	50.00					2,330.00
MOW newsletter 2014	525.00	150.00		40.00	100.00	600.00					1,415.00
MOW suggested meal donation 2015						50.00			372.50	260.00	259.50 942.00
MOW Winter Mailer 2014						5,263.97	1,879.50	30.00			7,173.47
Nueva Vista November Mailing					610.00	4,890.00	663.00				6,163.00
NV Summer Youth mailer											840.00
Payroll Deduction - Employee	449.00	15.00	232.00	322.00	86.00	152.00	106.00	106.00			1,468.00
Payroll Funds - non-CB	202.88	216.00	144.00	159.00	213.22	1,215.00	128.66	679.92	309.42	168.98	269.00 3,706.08
Program Donation Box								15.00	50.00		65.00
Redwood Mtn Fair 2014			3,814.37								3,814.37
Roots & Wings											3,225.00
Unsolicited Donation 2015							10,439.51	4,993.50	5,128.41	2,356.50	735.15 23,653.07
Unsolicited Donations 2014	1,062.94	2,741.36	4,091.75	3,927.00	10,657.20	18,960.00					41,440.25
Van Sponsorship								7,440.00	1,200.00	1,200.00	1,200.00 11,040.00
Grand Total	15,935.02	7,049.36	21,375.10	35,477.00	19,365.21	67,508.87	35,222.12	56,014.71	19,518.99	57,528.48	37,448.95 372,443.81

Calendar Mailing Appeal (Multiple Items)

Goal	Programs	Donations	
\$ 300.00	CACFP	48.00	16% of goal
\$ 14,000.00	cb	18,119.66	129% of goal
\$ 1,000.00	CDD	600	60% of goal
no goal in budget	Elderday	70.00	
no goal in budget	LL	288.00	
no goal in budget	LO	1,490.00	
no goal in budget	MCR	1,810.00	
\$ 5,000.00	MOW	4,630.00	93% of goal
\$ 7,500.00	NV	720.00	10% of goal
\$ 28,150.00	Grand Total	27,775.66	99% of goal

Elderday wins boost in Medi-Cal reimbursement

By **Jondi Gumz**, *Santa Cruz Sentinel*

POSTED: 05/21/15, 8:34 PM PDT | UPDATED: 2 HRS AGO



Jose Martin smiles as he has his blood pressure checked by registered nurse Katie Robinson at Elderday in Santa Cruz on Thursday. Elderday, a center for seniors in Santa Cruz, is receiving funding which will aid up to 80 seniors. (Kevin Johnson -- Santa Cruz Sentinel)

SANTA CRUZ >> A newly approved 10 percent increase in Medi-Cal reimbursement rates is expected to shore up finances for Elderday as the program serves up to 80 frail, low-income elderly in Santa Cruz County each day.

Participants, many using walkers or wheelchairs, attend daily sessions where they receive medication and physical therapy and a chance to socialize, the goal being to keep them in their own homes and out of a costly nursing facility and allow their families the ability to hold paying jobs.

The Central California Alliance for Health, the local nonprofit managed care plan that administers Medi-Cal in Santa Cruz, Monterey and Merced Counties, approved the increase last month. This increase will apply to all community-based adult services in these counties.

“This is huge for us,” said Lois Sones, Elderday’s director. “We’ve been struggling.”

Officials say the increase — \$8 per participant per day — helps alleviating the structural deficit and lessens the burden faced by Elderday's employees, who accepted pay cuts, salary freezes and loss of wage differentials in order to keep the center open.

The Medi-Cal reimbursement rate for adult day health care has declined from \$126 per participant per day in 2012 to \$76, and many centers have closed.

Since the last round of funding and regulation changes in 2012, Elderday of Santa Cruz remained as one of two adult day health care centers in Santa Cruz, Monterey and San Benito counties.

"We share this victory with our hardworking team of employees who, through all the transitions, the difficult times and the uncertain times, have kept the participants engaged, served our community and ensured that we were successful with the funding we had," said Raymon Cancino, who heads Community Bridges, which took over Elderday in April 2013 and operates nine other human service programs in Santa Cruz County. "While this doesn't solve all our problems, it gives us new life and a renewed sense of hope."

Two-thirds of Elderday participants are eligible for skilled nursing facility care, which costs an average of \$7,000 per month. Elderday costs about \$1,600 per month.

"The Alliance plan appreciates the important services provided by Elderday and other Adult Day Health Care programs that help some of our most medically fragile members maintain their health and quality of life," said Alan McKay, who heads the Central California Alliance for Health.

Private donations have helped support Elderday through fluctuations in public funding, officials said. For information, visit: CommunityBridges.org.

<http://www.santacruzsentinel.com//health/20150521/elderday-wins-boost-in-medi-cal-reimbursement>



Music, merriment for good causes at Redwood Mountain Faire

Posted: Thursday, May 14, 2015 5:12 pm

By Carol Carson | [0 comments](#)

One-of-a-kind crafts and unique music are the recipe for community benefit at the Redwood Mountain Faire.

On May 30 and May 31, at Roaring Camp in Felton, people can enjoy 22 local bands on two stages, as they lie on blankets looking up into a sunny blue sky.

Last year the eight-member steering committee for the Redwood Mountain Faire raised \$50,000 in two days, and they are waiting in the wings to perform their magic again.

“We wanted to avoid the commercial stuff and to make it as unique as possible,” Steering Committee Member Nancy Macy said.

Other Steering Committee Members include Linda K. Moore, Alicia Kennedy, Hallie Greene, Steven Shabry, Eric Hammer, Jim Coffis, and Violet Smith.

The committee arranged the juried arts and crafts, extensive activities for kids, locally-sourced food, local brews, wines and ciders, a silent auction, and entertainment surprises each day.

“It’s an incredible, family-oriented celebration, and it affords an opportunity for crafts people to have a place to sell their work and relatively unknown, young musicians to gain some recognition and some money for their work,” Moore said. “I love that it’s such a success.”

The 2014 event benefitted 20 local nonprofit organizations, like Mountain Community Resources, Valley Churches United, and others. In the end the Faire brought in \$10,000 more than the year before. In comparison, volunteers at the first valley celebration in 1980 sold \$300 worth of champagne and homemade pastries at Highlands Park.

“We’ve made a huge jump in the amount of funding we’ve given to nonprofits. The word is getting out that it’s a unique, special place to come because it makes memories,” Macy said. “The groups that benefit from the Faire’s funding also volunteer — the more hours they work, the more their organizations receive.”

Estelle Fein, founder, mentor, and teacher at South Street Center in Boulder Creek, said she didn’t know if her group would still be around if not for the Redwood Mountain Faire.

“We’re on such a low budget because we offer things to a rural community. The Faire has provided us with survival funding,” Fein said of the school, which provides free community-based classes and resources for mothers and children. “We even got a grant for heaters because we had no way to keep the school warm in the winter.”

Macy said the Steering Committee wants to provide diverse entertainment for the community.

“We like to rotate bands each year. We’ve got belly dancers and stilt walkers coming, who do this incredible dancing on stilts,” said Macy. “Aztec dancers — they’ve been here every year in their feathered headdresses, and they give little history lessons while they perform. It’s theoretically for the kids, but the parents are enthralled as well.”

Some of the bands include local favorites like the Coffis Brothers & the Mountain Men, the Banana Slug String Band and Candelaria, playing Latin songs.

Women musicians are represented by the all-female group The Inciters. Laurie Lewis and the Right Hands blend Bluegrass and Americana instrumentalists and singers, featuring Lewis’ fiddle and voice. Birds of Chicago return to the Faire, creating a fusion of soul, folk, blues, and Americana. Singers JT Nero and Allison Russell hit the right notes with their unique sound.

Advanced tickets are discounted and available through <http://redwoodmountainfaire.com/> or in person at Liberty Bank in Felton, Boulder Creek, and Streetlight Records in Santa Cruz. Adults are \$20 (\$25 at the door), students/seniors are \$15 (\$20 at the door), and kids 12 and under (with adult) are free. Parking is \$5.

Faire-goers should expect to have their bags inspected since the only way the Faire makes money is by selling their own products.

http://www.goldenstatenewspapers.com/press_banner/music-merriment-for-good-causes-at-redwood-mountain-faire/article_2060067e-fa97-11e4-85e1-6f3bc4971f4c.html

Watsonville approves mandatory water cuts, funding drops for social services

By **Kara Guzman**, *Santa Cruz Sentinel*

POSTED: 05/27/15, 12:00 AM PDT | UPDATED: 3 MINS AGO

WATSONVILLE >> Watsonville City Council Tuesday approved a mandatory 20 percent water use reduction, as per Gov. Jerry Brown's January mandate declaring a state of drought emergency in California.

The council also approved nearly \$19,000 of cuts to social services programs that serve low-income children, families and seniors.

Starting June 15, a series of water use prohibitions take effect, such as bans on watering medians on public streets, washing sidewalks and driveways and irrigating within 48 hours of rainfall.

City officials said that residents will not be fined for failure to meet the 20 percent mandated cut. The cut is a city-wide goal, compared to 2013 levels and assigned by the state.

In 2014, Watsonville achieved a 12 percent voluntary reduction compared to 2013, short of the state's 20 percent goal that year. To achieve an additional 8 percent cut, the city will focus on outdoor watering, which accounts for about half of usage, said Nancy Lockwood, environmental programs manager.

"This year is not voluntary," she said. It's mandatory."

Her team's strategy is to increase outreach on the city's conservation programs, such as lawn replacement rebates, and retrofit the city's irrigation systems. She said residents should be proud of their history of conservation — residential water use has remained steady for 25 years despite a population rise.

Watsonville's new "level two" water restrictions, in effect until at least February, are nowhere near Santa Cruz's "level four," which requires rationing, she said. Unlike Santa Cruz, Watsonville depends largely on groundwater sources, which are less affected by rainfall and drought.

Mayor Nancy Bilicich had the only vote against the water mandate, since she said she it's not necessary at this time. Even all the city's lawns went dry, the impact would be tiny compared to the enormous water amount used by agriculture, she said.

"Although we're helping with this drought and we're doing what the government wants, it's really up to the farmers if we're going to have a major reduction," Bilicich said.

Councilmember Trina Coffman-Gomez said she voted for the water cuts to help the city could avoid state penalties if it doesn't reach the 20 percent goal.

"If we don't support this, if we go to the state and we ask for any kind of grant funds, they're going to turn us away," Coffman-Gomez said.

The two dozen audience members gasped and hissed when the nearly \$19,000 cuts to social services were approved by 4-3 vote. Councilmembers Felipe Hernandez, Karina Cervantez and Lowell Hurst voted against.

Three programs saw the biggest cuts compared to the previous year's funding: Pajaro Valley Children's Center (\$7,000), the Parks and Community Services Department's Youth Summer Jobs program (\$5,000) and Community Bridges (\$2,000).

According to a staff report, the savings will be used to fund a proposal program.

"The intent is to create programs that address very specific issues and provide larger funding in order to implement them," read the report.

But Hernandez disagreed.

"It's budget cuts because they want to do a pork belly project," he said. "It's not a solid plan."

Robby Olson, pastor of Watsonville's United Presbyterian Church, said he's saddened to see the poor, the hungry and the elderly targeted.

"Our vulnerable are now more vulnerable," he said.

<http://www.santacruzsentinel.com/government-and-politics/20150526/watsonville-approves-mandatory-water-cuts-funding-drops-for-social-services>

Santa Cruz Sentinel

LIVE OAK

Kids kick off summer with soccer program



Children high-five the San Jose Earthquake's mascot, Q, at the kick off of the annual Live Oak Sports League at Shoreline Middle School on Monday. Each player of the soccer league received tickets to attend the Earthquake's game against the L.A. Galaxy. (Arielle Berger -- Santa Cruz Sentinel)

By **Stephen Baxter**, *Santa Cruz Sentinel*

POSTED: 06/15/15, 9:14 PM PDT | UPDATED: 2 HRS AGO



The San Jose Earthquakes mascot, Q, plays soccer with children at the kick off of the Live Oak Sports League at Shoreline Middle School on Monday afternoon. (Arielle Berger -- Santa Cruz Sentinel)

LIVE OAK >> A few hundred children kicked off summer at Shoreline Middle School on Monday with the first day of the Live Oak Sports League's summer soccer program.

The program gives boys and girls ages 5 to 18 a place to play soccer three times a week at the school, with support from Live Oak School District, Soquel Union Elementary School District and the San Jose Earthquakes soccer team. Monday at Shoreline, the Quakes' mascot, Q, kicked around a ball with the kids and gave some high fives before a few members of the pro team put on a demonstration.

"It's a great thing for summer to keep the kids involved in sports," said parent Marco Cuyan of Live Oak. He said his son, 8-year-old Fabrizio Cuyan, also plays in a soccer league in Watsonville.

"Now he can play more days of the week."

Earthquakes representatives gave out about 400 tickets to children and parents for a June 27 game against the L.A. Galaxy. Parents and children said they were excited about the game and the indoor soccer league.

Leaders of the Aptos-based nonprofit group [Community Bridges](#) organize the free Live Oak Sports League with the Santa Cruz County Sheriff's Office [Police Activities League](#).

It started in 2007 partly as a response to gang violence in Live Oak, a Community Bridges spokeswoman said.

With added funding from the Soquel school district this year, it grew from 207 participants in 2014 to at least 222 participants this year, said Community Bridges CEO Raymon Cancino. The students play three days a week, and part of its purpose is to keep kids active and out of trouble during summer's down time. The Live Oak Sports League also will include Junior Giants Baseball later in the summer.

As sheriff's Sgt. Joe Clarke attended Monday's event in uniform and talked with many of the kids, Cancino said it also was a good opportunity for law enforcement officers to relate to young people.

"This is one of the few events where kids can see a police officer without violence and crime," Cancino said. "It's building relationships."

Nelson Alfaro, a 15-year-old from Soquel, said he's been in the Police Activities League for five years.

"It's kind of like my home away from home," said Alfaro, a rising junior at Soquel High School.

"It's cool. I'd recommend it to other kids."

Monday's event at Shoreline Middle School also gave parents an opportunity to check out some other children's groups with information tables. One group, [Salud y Carino](#), was an after-school program for girls. The name translates from Spanish to health and affection, or caring.

Theresa Carino, its founder, said the program at Live Oak Elementary School this year has tried to help girls build confidence and self esteem and do fun activities like Zumba, a dance workout. They plan to expand to Shoreline Middle School in the fall.

Libby Morain, a spokeswoman for Community Bridges, said the Live Oak Sports League uses physical activity to promote good nutrition, literacy, and building community and family relationships. Morain said it was about more than soccer.

"This league provides a safe haven," she said.